

# Palm Sunday



## WINDOW CLING CROSS

Freezer bag  
White glue  
Food colouring

Craft stick  
Scissors  
Cross

### Directions:

To make a Window Cling Cross, print the cross pattern. Slide it under the plastic bag on your work surface. Spread a generous layer of white glue on the plastic bag covering the area of the cross. Drip a few drops of food coloring around on the glue area. Swirl with a craft stick, add additional drops of the same or other colors until the desired effect is achieved. The colors will dry darker and be translucent when dry. Set aside to dry, using a hair dryer will speed up drying time. If using a hair dryer, don't get too close to the plastic. It may start to shrink or melt.

When dry, cut out the shape and peel from plastic bag. Lightly moisten the back and it will cling to a window or a mirror.

## Conversation Starters

- What would you do if you knew you would not fail?
- If you could be anyone else for a day, who would you BE?
- Share 3 things you do well
- Name 5 reasons your glad to be alive.
- If you were invisible, where would you go and what would you do?
- What is your favorite thing about our relationship?
- What do you think makes a family close?
- If you could make 3 family rules, What would they be?
- Make a paper chain, on each link write down things you are thankful for, prayer requests and words of praise to God. Alternate them when you staple or glue the links together, hang the chain somewhere in your house and every day break off 3 links and pray for what is written on those links.

## This Week

1. Countdown to Easter with Resurrection Countdown, an interactive Easter story.
2. How to DYE EASTER EGGS
3. Make little wooden stick cross from small sticks in your back yards.
4. Make a Palm SUNDAY DESSERT with the family
5. On a clear night go outside and do some star gazing.
6. Make a time capsule and bury it in the backyard.
7. Get your nail polish out. And have a mani/ pedi party. Include Dad and the brothers, whose gonna see, they're stuck at home.
8. Don't forget to call or FaceTime neighbours, relatives and friends who are isolated alone

\*\*\* the interactive Easter story, DYE your Easter eggs, wooden stick crosses, and Palm Sunday DESSERT all have directions included in this pkg.


## Colouring Pages

Available for download on our website [Kingswaychurch.ca](http://Kingswaychurch.ca) Have your child colour them during the livestream of the service. We would love to see their artwork.

### RIGHT LEFT GAME

Fill an egg with treats to pass around during the story.

To play this **Right Left Easter Game**, have all participants sit in a circle and pass the egg to the right when the word **RIGHT** is spoken and to the left when the word **LEFT** is spoken. The gift belong to whomever is holding it when you have finished reading the story.



Window Cling Cross

# Resurrection Countdown

Start 7 days before Easter. Easter Sunday should leave you with the #1 egg to open. Each of the 7 eggs should hold a small trinket or conversation starter that will kind of fit in the egg. After your child/ren opens the egg for that day, read the story together in their Children's Bible, then talk a little bit about how the object relates to the story and how the story relates to your lives.

Day 7: sample perfume perfume sprayed on a kleenex or scented lotion ... "Mary Magdalene and the perfume" Read the story of Mary pouring the perfume on Jesus' feet from John 12. Talk about how expensive this was back then and what a big deal it was for her to do it. Discuss some other things are important to us now and how we can give them as an offering to God.... time, money etc.

Day 6: 4 quarters ... "giving/ Rich young ruler"

Talk about what they'd like to do with the 4 quarters. Read the story Jesus tells of the rich young ruler from Matthew 19 or Luke 12 and then Acts 20:35 when Jesus says it is better to give than to receive. Now revisit the quarters and talk about what they'd like to do with the 4 quarters.

Day 5: TWO small treats or candy ... "Jesus visits Zacchaeus"

Read the story in Luke 19. Talk about why people didn't like Zacchaeus back then and how cool it is that Jesus not only saw and acknowledged him, but wanted to spend time with him... and how it changed the man's life. Lead them to think about some people that they (or the world in general) haven't been 'noticing'. Invite them to seek out the person and share the extra treat and play with them. ( due to covid 19 they are may have no alternative but to share with their sibling or you)

Day 4: Time Coupon ... "Jesus loved the children"

Read the story in Mark 10 . Talk about adults in our lives that obviously love children. How do you know and what do they do to show it? How do we think Jesus showed it? How would you like me to show you that I love you and value spending time with you? Fill out the time coupon together.

Day 3: piece of an onion to smell... "Jesus wept."

Read the story of Jesus healing Lazarus in John 11. Talk about how Jesus was a real person with real emotions like us. Note how he was sad, but never lost hope. He knew God was going to use Lazarus' story for His glory. Talk about times when we feel sad, hurt, scared at times and how awesome it is to have hope like Jesus did in this situation because God is behind us and hears our prayers.

Day 2: Crayon and a slip of paper ... "Jesus died for us"

Read the story of the crucifixion in Matthew 27, Luke 23 or John 19 and talk about how must have felt to love Jesus and be there that day... and how it might have felt for those who didn't love Jesus but saw what happened. Write the word that you feel on the piece of paper and put it inside the egg for the next day. Bury the egg somewhere nearby.

Day 1: the egg is empty ... "He is RISEN!"

have your child/ren Go find the egg (which has now been unearthed, broken open and is empty...by you the parent) Read the story in Matthew 28, Mark 16 or John 20. Talk about how God gave us the most special gift ever when he gave us Jesus: Himself in a body to love us and show us how to live and to ultimately give his own life so that we could have an eternal relationship with him.... not because we deserved it at all... but because He loves us that much.

## HOW TO DYE EASTER EGGS

### What You Need

- Hard-boiled eggs (here's [how to cook them](#) perfectly)
- Paper towel or newspaper
- Bowl or cup deep enough to completely submerge an egg
- Tongs, egg dipper, or slotted spoon
- ½ cup boiling water
- 1 teaspoon white [vinegar](#)
- Liquid food coloring (about 20 drops per color)

### How to Dye Eggs


1. Start with cool [hard-boiled eggs](#).
2. Protect your surface by covering with a sheet of newspaper or paper towel.
3. Fill container with the mixture of enough water to cover the egg, one teaspoon of white vinegar, and about 20 drops of food coloring. The more food coloring you add, the darker the color of the egg will be.
4. Place egg on a slotted or regular spoon and dunk, turning occasionally so both sides get color. Keep in liquid for up to 5 minutes, leave in longer for a darker hue.
5. Carefully remove the egg and set aside to dry.

## LITTLE WOODEN CROSS FROM STICKS



### Easter Cross

Easily made from sticks gathered from your yard, a humble little wooden cross is so symbolic. Write on a small tag “John 1 :29 Behold the lamb of God”, and attach it with pretty colored string or yarn to the cross section of the 2 sticks to make the cross. These little stick crosses are a sweet and easy holiday craft to make for or with kids.



PALM "SUNDAE" DESSERT

### HERE'S WHAT YOU'LL NEED TO GET STARTED:

1. **Ice Cream**
  - You can't have a sundae without it! I opted for plain vanilla, but really I think you could choose any flavor.
2. **Crushed Cookies**
  - The crushed cookies symbolize the rough and rocky road that Jesus traveled on when coming in to Jerusalem.
3. **Green Candy for Palm Leaves**
  - You'll want to find a green candy for this. You'll pour this on top of the crushed road to represent the palm branches that were waved and spread across the road during Jesus' arrival.
4. **mini chocolate bar or chunk of chocolate or brownie**
  - This represents the donkey that Jesus rode on.
5. **Sour Patch Kid**
  - This represents Jesus. You can use whatever candy you want for this, but I thought it would be perfect since it is sort-of-human shaped. Gummy bears might also work.
6. **Sprinkles**
  - This represents the joy and celebration of the crowd as the Messiah entered into Jerusalem.
7. **Reddi-Whip or Cool Whip**
  - This is solely just for aesthetics. You can't have ice cream without a little extra cream! Plus, it makes it so much easier to place Jesus, the donkey and the sprinkles.

## Right Left Easter Game

fill an egg with treats and pass it around during the story.

To play this **Right Left Easter Game**, have all participants sit in a circle and pass the egg to the right when the word **RIGHT** is spoken and to the left when the word **LEFT** is spoken. The gift belong to whomever is holding it when you have finished reading the story.

There were only two days **LEFT** before the Passover the chief priests wanted to find the **RIGHT** way to arrest and then kill Jesus. **RIGHT** then, Judas Iscariot went **RIGHT** to the chief priests to offer to hand Jesus over to them. They were delighted and as he **LEFT** they promised to give him money. So, Judas waited and watched for the **RIGHT** time.

On the first evening of the Feast of Unleavened Bread, Jesus and His disciples met for the Passover meal. **RIGHT** while they were eating, Jesus told them that one of them would hand Him **RIGHT** over to His enemies. This **LEFT** the disciples in a state of sadness.

When they finished their meal they **LEFT** to go to the Mount of Olives. Jesus told His disciples that all of them would leave Him, but Peter argued that He would stay **RIGHT** with Jesus always. Jesus told Peter that **RIGHT** that very night, before the rooster crowed twice, He would deny Him three times.

At the Garden of Gethsemane, Jesus instructed His disciples to keep watch while He **LEFT** to pray. Jesus fell **RIGHT** to the ground, praying that the hour might pass **RIGHT** by Him.

When Jesus returned to His disciples, Judas appeared. Judas, was about to hand Jesus **RIGHT** over to His enemies. Judas went **RIGHT** to Jesus and kissed Him. The men grabbed Jesus and arrested him **RIGHT** there. Jesus was taken **RIGHT** to the high priest and Peter followed.

The chief priests and the whole Sanhedrin wanted to put Jesus **RIGHT** to death, but they could not find anything to use against Him. Many told lies about Him, but Jesus **LEFT** all of their questioning unanswered. The high priest asked Him if He was the Christ and Jesus was **LEFT** to answer the only thing He truthfully could, "I am." **RIGHT** away, they found him guilty of blasphemy and said he must die.

At the time, Peter was **RIGHT** below in the courtyard. He was asked three times if He knew Jesus, but three times he denied he did. **RIGHT** away the rooster crowed for the second time and Peter broke **RIGHT** down and sobbed.

Early in the morning Jesus was tied **RIGHT** up and handed over to Pilate. Pilate was **LEFT** amazed at the character of Jesus. He didn't feel **RIGHT** about harming Him, but the crowds shouted that they wanted Jesus put **RIGHT** to death. Pilate wanted to satisfy the crowd so he ordered that Jesus be whipped and nailed to a cross **RIGHT** away.

The soldiers **LEFT** with Jesus **RIGHT** away. They put a purple robe on Him and twisted thorns together to make a crown to put **RIGHT** on his head. They hit Him and spit **RIGHT** on Him. They made fun of Him and then forced Him to carry a cross **RIGHT** up Golgotha Hill.

They nailed Jesus **RIGHT** to that cross. Then they divided up what was **LEFT** of His clothes, casting lots to see what each of them would get. They crucified two robbers with Jesus. One was on his **RIGHT** and one was on his **LEFT**.

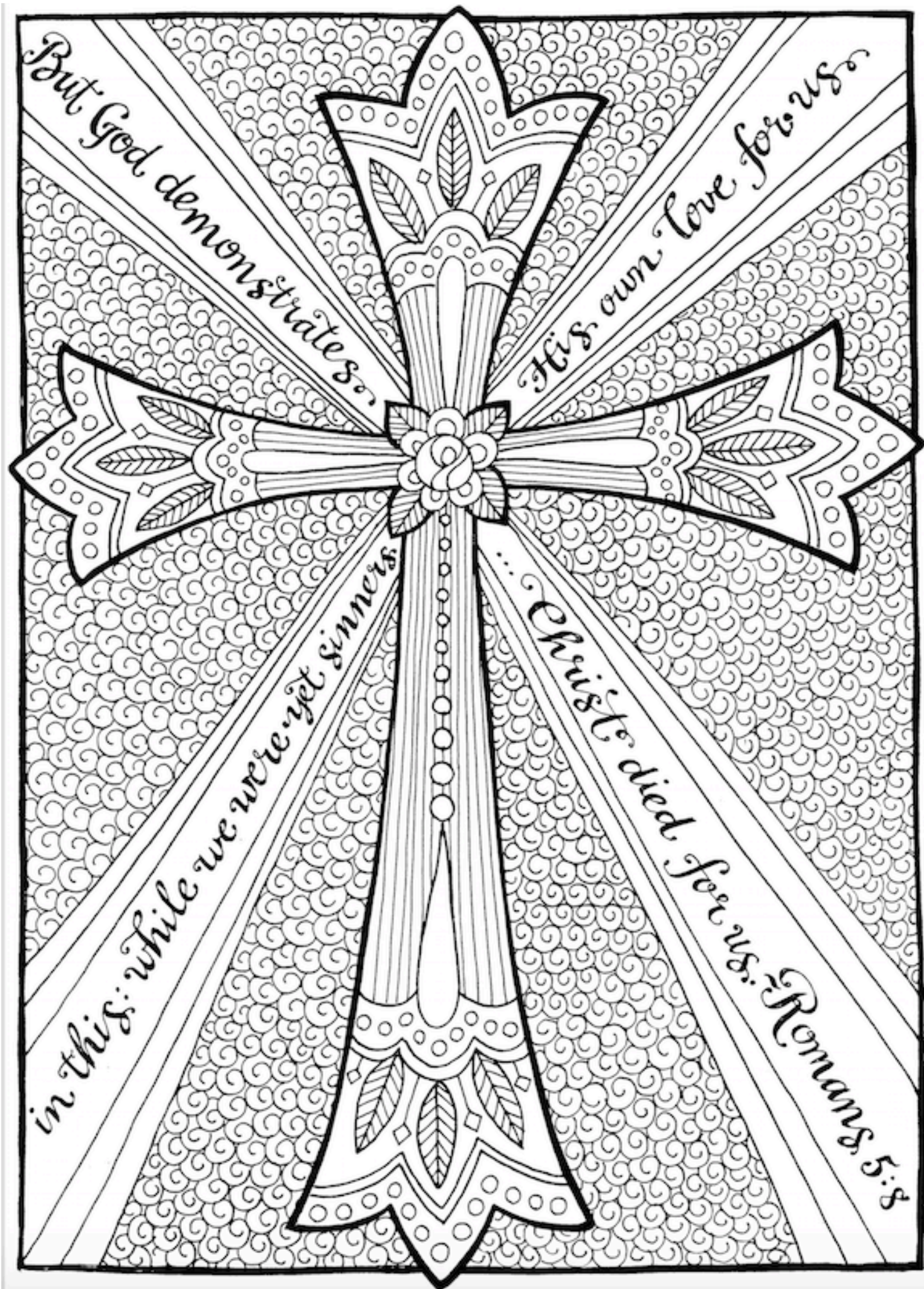
At noon, daylight **LEFT** and darkness covered the land for three hours. At three o'clock Jesus cried **RIGHT** out in a loud voice, My God, my God, why have you **LEFT** me? When Jesus took his last breath the temple curtain was torn **RIGHT** in two from top to bottom.

As evening approached, Joseph went **RIGHT** to Pilate and asked that Jesus' body be **LEFT** for him to bury. With Pilate's consent Joseph took the body **RIGHT** down from the cross and wrapped it in linen. He **LEFT** the body in a tomb cut out of rock. Then he rolled a large stone **RIGHT** against the entrance of the tomb.

**RIGHT** on the first day of the week, Mary Magdalene, Mary the mother of James, and Salome **LEFT** to go to the tomb. They **LEFT** just after sunrise. They were going to apply spices **RIGHT** to Jesus' body. When they arrived they were **LEFT** in shock. The very large stone had been rolled **RIGHT** away. They entered **RIGHT** into the tomb and saw a young man dressed in a white robe. He was sitting on the **RIGHT** side. He told them not to be afraid because Jesus had risen and had already **LEFT** the tomb. He instructed the women to go **RIGHT** to Jesus' disciples and let them know that Jesus had risen.













*We love because  
He first loved  
us.*