

Easter



RESURRECTION ROLLS

Marshmallows: body of Jesus
Crescent rolls: the wrapping of Jesus body
Butter: oils of embalming
Cinnamon/sugar mix: spices used to anoint Christ's body
Oven: the tomb
Cavity in the roll: the empty tomb

Ingredients

- 1 (8 ounce or 12 ounce) package refrigerated crescent rolls (the bigger size are easier to wrap).
- 1/4 cup sugar
- 1 tablespoon ground cinnamon
- 8 large marshmallows
- 1/4 cup butter, melted

Separate rolls into eight triangles. Combine sugar and cinnamon. Dip each marshmallow into butter, roll in cinnamon-sugar and place on a triangle. Pinch dough around marshmallow, sealing all edges. Make sure to seal well or all the marshmallow will escape.

Dip tops of dough into remaining butter and cinnamon-sugar. Place with sugar side up in greased muffin cups. It helps to use jumbo muffin tins so that the juice doesn't overflow.

Bake at 375 degrees for 10 to 15 minutes or until rolls are golden brown. Allow to cool slightly then eat warm.

Conversation Starters

- ⇒ What is the best gift you were ever given?
- ⇒ What is the biggest struggle in your life right now?
- ⇒ What is one way you are using your talents to serve others?
- ⇒ If you had to tell the Easter story in less than 30 seconds, how would you tell it?
- ⇒ The Friday before Easter is called Good Friday, why do you think it's called that?
- ⇒ If you had to be trapped in a tv show for the rest of your life, which show would you choose?
- ⇒ If you could personally witness one event in history, What would it be?

This week

Show your kids why Jesus died on the cross and what it means to us that He did, with an illustration. You can watch it on "www.youtube.com>illustrations> Jesus You and sin" .. You will need: 3 jars, water, bleach and food coloring. One jar is labelled "Jesus ". In the Jesus jar fill it with 1 cup water and 1 cup bleach. Another jar labelled "sin"; fill this one with 1 cup of water with 5 drops of dark food coloring. The 3rd jar is labelled "you"; fill this one with a cup of water. Watch the video and then demonstrate it with your kids.

Paint with Bubbles: mix 1 tbsp paint with 2 tbsp dish soap and 2 tbsp water in a cup. Different cup for each different paint color. Use a straw to start blowing bubbles in the cups till the bubbles overflow the cup. Then put your paper on the bubbles. The bubbles will break on your paper and leave a pretty imprint.

Make your own kite with just a garbage bag, 2 sticks, and string: www.instructables.com/ garbage bag kites

Indoor Bowling: 6 water bottles filled with water, tape a starting line and grab a medium sized ball. STRIKE!

Treasure hunts with ready made clues and answers. Check it out at www.thespruce.com.

Learn Karate with Sensei David at www.karatelessonsonline.com.

Fireworks in a Glass. All you need is food coloring, warm water and vegetable oil. Fill a glass ¾ full with warm water. In a separate glass add a few spoons of oil with 4 drops of food coloring. Use a different bowl for each color. Using a fork, give the oil and food coloring a good mix till the color "beads". Carefully pour the colored oil mix into the glass of warm water and wait for the fireworks.

Easter Cross Watercolor

On a white sheet of paper draw a cross on a sheet of paper.

Draw an egg shape around the cross.

Color the cross with a white crayon.

Paint the Easter egg shape in with water paints.

Cut out the Easter egg shape.

Cut a regular size sheet of plain paper in half, FOLD the paper in half

Glue your cut out egg on the front to make a card. Write a happy Easter message inside the card.

Brighten your neighbour's day by dropping it off in their mailbox.



Family Mini Olympics

Use some or all of the races below or add some of your own. Give points for each race. HAVE FUN

Paper airplane competition: farthest distance wins.


Egg and Spoon Relay: walk or run with an egg on your spoon to the finish line but if you drop it you start over.

Egg Push: push your egg to the finish line with your NOSE.

Treat Rope: hang a rope or string between 2 posts or trees. String a donut or cookie for each player through the string. Make sure the rope is within month's reach of the shortest player. First person to eat their treat without it falling on the ground wins. NO HANDS!!

Hula Hoop Endurance: who can keep the hula hoop spinning the longest?


Crab Crawl: on your hands and feet with your stomach facing UP.



He is
Risen





He Is Risen





MY GOD is not
DEAD

He's living on the
inside
Roaring
like
a
LION









He is
risen,
as he
said

Matthew
28:6