

## Bearing One Another In Love

"With all humility and gentleness, with patience, showing tolerance for one another in love." **Ephesians 4:2**



Love is central in our relationship with God and in our relationship with others.

Our kids need to understand the importance of selfless and sacrificial love. Not in what the world says is love, but in true biblical love.

### Instructions

Cut out all of the pieces.  
Color the body black, the heart red and the leaf green.  
From a black sheet of construction paper cut out small black circles.  
Glue the small circles onto the heart.  
Glue the heart to the black body.  
Glue the leaf to the red heart.

## Fruits of the Spirit Bingo

See handout included



### WEEKLY ACTIVITIES

- ◆ **One treat vs two:** Place one treat in one bowl and a handful or a bigger and better one in another bowl. Offer the small treat to your child/ren before dinner but let them know that if they can wait till after dinner they can have the bigger and better treat. Discuss with them why they chose the way they did.
- ◆ **Waiting for a reply:** have your child make a home-made card for a friend, grandparent, relative or neighbour. Have them put it in the envelope, help them address it, stamp it and bring it to the mailbox. Talk about the anticipation of receiving a reply and the patience it takes to wait for it to arrive. (you may want to give a heads up to the recipient so they will make sure to respond in a reasonable time frame; in order to reward your child's patience.
- ◆ **Yard Bowling:** fill up a few (at least one per child) water balloon with water and a few drops of food coloring (so it fits in your palm) and tie them. Place them side by side in the freezer on a baking tray, so they don't touch each other. Fill 10 water bottles with water and set them up like bowling pins (or for night bowling place a colored glow stick (no water) in each bottle). When the water balloons are completely frozen, cut the tied end with scissors and peel off the balloon. Voila....your bowling ball.
- ◆ **Balloon Pop:** fill balloons with water. Using the sun and a magnifying glass, have a race to see who has the patience to burn a hole in their balloon.
- ◆ **Bake a cake:** Using the baking process as a way to teach patience and the rewards if we are patient and follow the instructions with out hurrying.
- ◆ **Plant some vegetables or flowers:** Another opportunity to teach your child about waiting and seeing the rewards.

## CONVERSATION STARTERS

If you could give your brother/sister any gift, any gift at all, what would you give them?

What do you love most about your brother/sister?


How do you know that God is near or when/where do you feel His presence the most?

How does God show patience to us?

What types of situations make you feel impatient? How do you usually respond when you are impatient in those situations?

How can you practice patience in those situations when they happen?

In what ways can we show patience to others?



## PATIENCE

When you can wait for something or someone without getting upset, you are growing patience.

## Bible Puzzle

# Fruit of the Spirit List in Code

The fruit of the Spirit is listed in Galatians 5:22-23. The Holy Spirit produces these qualities in the life of each Christian. You can decode the list here.



O L E V



Q L B



K V Z X V



K Z G R V M X V



P R M W M V H H



T L L W M V H H



U Z R G S U F O M V H H



T V M G O V M V H H




H V O U X L M G I L O

In this code, A stands for Z, Z stands for A, etc.

A	B	C	D	E	F	G	H	I	J	K	L	M
↕	↕	↕	↕	↕	↕	↕	↕	↕	↕	↕	↕	↕
Z	Y	X	W	V	U	T	S	R	Q	P	O	N

Do you let the Holy Spirit produce fruit in your life?



BUT THE HOLY SPIRIT PRODUCES THIS KIND OF  
FRUIT IN OUR LIVES: LOVE, JOY, PEACE, PATIENCE,  
KINDNESS, GOODNESS, FAITHFULNESS, GENTLENESS, AND  
SELF-CONTROL. THERE IS NO LAW AGAINST THESE THINGS!

GALATIANS 5:22-23


*Be completely  
humble & gentle;*



*be patient, bearing with  
one another in love.  
Ephesians 4:2*

Wait  
ON the  
LORD;

be of good  
COURAGE,  
be STRONG;  
Yes, wait for the LORD.



PSALM 27:14






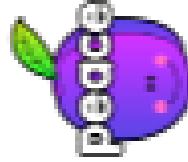
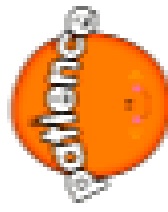
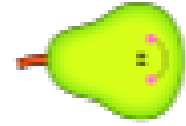

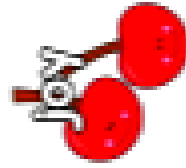

(3)

# Fruit of the Spirit Bingo Cards

Print on cardstock and laminate for best results.  
Cut apart one card to make playing pieces.

*Fruit of the Spirit*




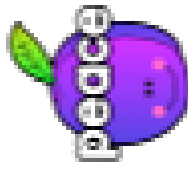



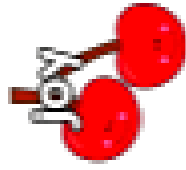

B I N G O



www.ChristianPreschoolPrintables.com

*Fruit of the Spirit*

B I N G O










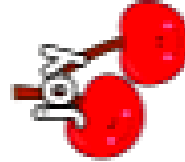




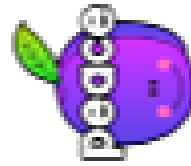
www.ChristianPreschoolPrintables.com

# Fruit of the Spirit Bingo Cards

Print on cardstock and laminate for best results.  
Cut apart one card to make playing pieces.

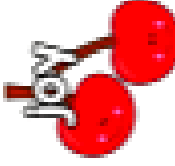
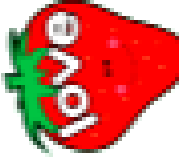




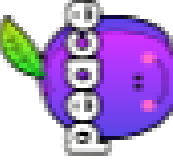



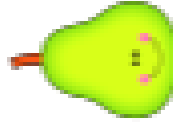
*Fruit of the Spirit*

B I N G O



*Fruit of the Spirit*

B I N G O








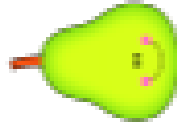


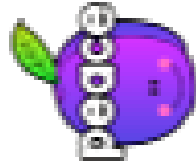
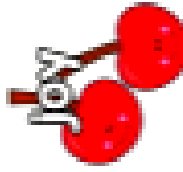




# Fruit of the Spirit Bingo Cards

Print on cardstock and laminate for best results.  
Cut apart one card to make playing pieces.

*Fruit of the Spirit*






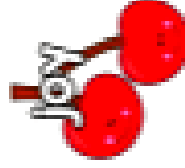


B I N G O



[www.DaughtersofPreschoolPrintables.com](http://www.DaughtersofPreschoolPrintables.com)

*Fruit of the Spirit*

B I N G O



[www.ChristianPreschoolPrintables.com](http://www.ChristianPreschoolPrintables.com)

