

# THE LIFE OF JESUS

## “The Captain of the Storm”

*Read The Captain of the Storm on page 236 of the JSB with/to your child/ren. You can use the questions in the conversation start-ers to talk to your kids about being scared and how if Jesus is with them they have nothing to be afraid of.*

*Email: [nelly@kingswaychurch.ca](mailto:nelly@kingswaychurch.ca)  
to request a free copy of The Jesus Storybook Bible*

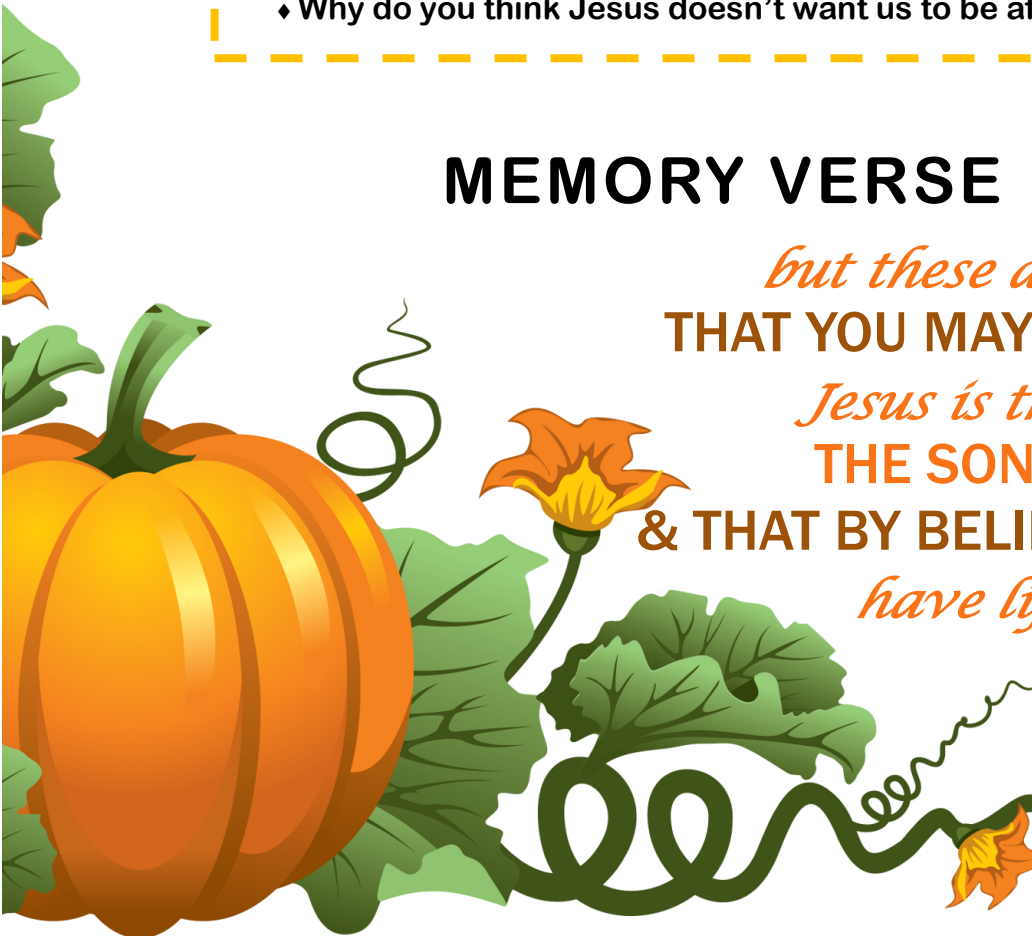
### *Conversation Starters*

- ◆ Why do you think people get scared?
- ◆ Is it wrong to be scared? Why or why not?
- ◆ What things are you scared of?
- ◆ What do you think the disciples were most afraid of?
- ◆ How did Jesus calm the storm?
- ◆ How did Jesus calm the fears of the disciples during the storm?
- ◆ Can Jesus calm your fears? How do you think he does that?
- ◆ What happens when we let Jesus deal with our fears?
- ◆ Why do you think Jesus doesn't want us to be afraid?

## MEMORY VERSE

*but these are written*  
**THAT YOU MAY BELIEVE THAT**  
*Jesus is the Christ,*  
**THE SON OF GOD**  
**& THAT BY BELIEVING YOU MAY**  
*have life in his name.*

**JOHN 20:31**



## Memory Verse Fill in the Blanks

Fill in the blanks with the words provided to complete the verse.

But \_\_\_\_\_ are written  
that \_\_\_\_\_ may  
\_\_\_\_\_ that  
Jesus is the \_\_\_\_\_,  
the \_\_\_\_\_ of \_\_\_\_\_ and  
that by believing \_\_\_\_\_ may  
have  
\_\_\_\_\_ in \_\_\_\_\_ name.  
\_\_\_\_\_ 20:31

John  
you  
Christ  
His  
these  
life  
believe  
Son  
you  
God

## ***Oil and Water Object Lesson***

**You will need:**

- ◆ **12-ounce clear plastic cup, with 2 inches of vinegar in it.**
- ◆ **1 small paper cup with 1 tbsp of baking soda**
- ◆ **1 small paper cup with 1 tbsp of cooking oil**

**In this activity, the kids will be mixing materials to create a harmless chemical reaction. This activity can be messy, so be prepared with towels. Set out the cups with the ingredients already in them.**

**Say: Let's try this experiment to see what happens when we let Jesus take care of our fears. Let's pretend that the clear cup represents you. The white powder represents the things that scare us. The oil in the other cup represents Jesus.**

**One person will sprinkle the white powder into the large cup. While they are watching what happens, ask them to think about how they feel when they are scared. Then have another child pour in the oil. Watch what happens. What happened to the liquid when you added the oil. Talk about how Jesus loves us more than we can imagine. He wants us to feel safe and secure. Jesus calms our fears because of his love. Whenever we're afraid, we can ask Jesus to be with us, to comfort us, and to calm us. Jesus will be with us just as He was with the disciples when they were scared. Jesus is the Son of God, Creator of the universe. We can count on Him to calm the storms in our lives. When a fear seems to take hold of us, we can call out to Jesus in prayer and know that He hears us just as He heard the disciples' cries for help.**

## CRAFT OPTIONS WINDSOCK (EASY)

- ◆ Colored construction paper
- ◆ Stapler or scotch tape
- ◆ Child safe scissors
- ◆ Hole punch
- ◆ Curling ribbon
- ◆ Decorative tapes, stickers, markers



1. Decorate the sheet of construction paper with stickers, coloring, tissue paper pieces, washi tape etc.
2. Roll the sheet of decorated construction paper into a cylinder shape and tape or staple the ends together.
3. Using the hole puncher, punch 4 or more holes along the bottom of the tube.
4. Cut at least 4 lengths of ribbon 2—3 feet long (per hole) and string the ribbon thru the holes.
5. Punch two more holes on the top of the windsock. Cut one more piece of ribbon about 6 inches. Tie each end to the two holes.

## OCEAN IN A BOTTLE (EASY BUT POTENTIALLY MESSIER)

- ◆ Water bottle
- ◆ Cooking oil
- ◆ Blue /green food coloring
- ◆ Water
- ◆ Funnel

1. Fill approximately 1/3 of your bottle with water.
2. Add several drops of food coloring.
3. Shake the bottle to disperse the food coloring
4. Using the funnel fill the bottle to the top with cooking oil.
5. Replace the lid tightly. Tape over the lid and bottleneck with packing or duct tape to ensure it is not easily opened by a child.



DO NOT BE AFRAID OR DISCOURAGED.

FOR THE LORD YOUR

god is

with


you

WHEREVER YOU GO. JOSHUA 1:9



*HouseMixblog.com*





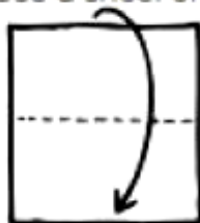
Jesus calmed a storm while He and His disciples were on a boat. Mark 4:35-41

Jesus helped His friends in a storm.  
Find your way through the storm to Jesus.



Because of Jesus' great power, we can ask Him for help.  
Our Bible says, "Great is our Lord and mighty in power" (Psalm 147:5).

Use a sheet of paper to make a boat. Fold on the dotted lines.



Now sail your boat on calm water!