

THE LIFE OF JESUS

“Running Away”

Read “Running Away” on page 272 in the JSB (Jesus Storybook Bible) with/to your child/ren. Use the questions in the conversation start-ers to talk with your children about how God forgives and doesn’t stop loving us.

*Email: nelly@kingswaychurch.ca
to request a free copy of The Jesus Storybook Bible*

Conversation Starters

- Who do you think God loves more, the person who gets good grades, does their homework, always does their chores or the person who doesn't do well in school, bullies other kids and doesn't obey the rules?
- Do you think the son deserved to be forgiven?
- How did the son in the story expect his father to treat him?
- How did the father treat the son when he came back?
- What do you think would make the father stop loving his son?
- What does the father in this story tell us about God?
- Think of someone you feel is a “bad” person. Talk about: How do you think God feels about that person? How do you think God wants YOU to feel about that person?

but these are written

THAT YOU MAY BELIEVE THAT

Jesus is the Christ,

THE SON OF GOD

& THAT BY BELIEVING YOU MAY

have life in his name.

JOHN 20:31



Memory verse

Fill in the Blanks: multiple choice

But these are written that
_____ (snakes, you, popcorn,) **May** _____ (shout, believe, eat,)
that Jesus is the _____ (man, shepherd, Christ),
the _____ (daughter, man, Son) **of God and That**
by _____ (believing, being good, going to church,) **you may**
have _____ (more allowance, less trouble, life) **in His**
_____ (name, house, chair)

_____ (Romans, Genesis, John) **20:31**

CRAFT: JESUS LOVES US HANDS

Materials needed:

Bright Construction paper or cardstock

Google eyes

Yarn

Ruler


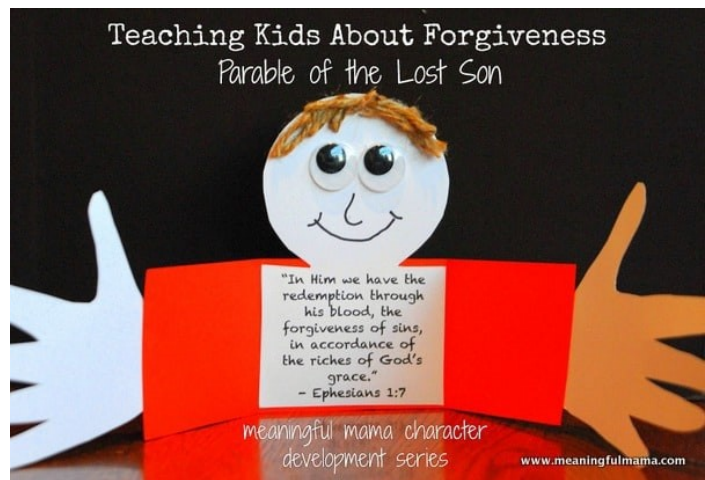
Gluestick

Scissors

Template Below

Directions:


1. cut out a strip of paper 3 inches by 11 inches
2. Fold this paper into thirds
3. Cut out the handout (attached)
4. In the circle above the verse (handout) draw in a face and attach the google eyes.
5. Draw around each of your child's hands on white or skin colored construction paper and cut the hands out.
6. Glue the handout face/verse in the middle third of the folded card-stock.
7. On the back of the folded cardstock, glue one hand on each end.
8. Using the yarn, cut it to the length of hair you want the face to have and attach the yarn lengths around the face.






Have your children practice thinking of a blessing they can say when other children say or do unkind or hurtful things. In difficult situations, have your children pray for the person who they need to forgive and also say good things about them. Gently remind your children that they are being like Jesus when they forgive the other person – even when the other person hasn't asked for forgiveness.

Help the Prodigal Son find his way home.



The Parable of the Lost Son
Luke 15:11-32

The Parable of the Lost Son

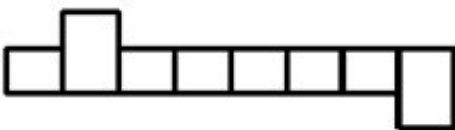


'Bring the fattened calf and kill it. Let's have a feast and celebrate. For this son of mine was dead and is alive again; he was lost and is found.' So they began to celebrate. Luke 15:23-24 (NIV)

Enter the correct words in the boxes based on the shape of the letters.

1. 

5. 

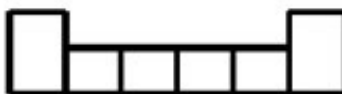
2. 

6. 

3. 

7. 

4. 

8. 

father
sons

wealth
starving

pigs
kissed

lost
found

Connect the dots.



Our Father forgives us.

Like the father in the story of the prodigal son,
God rejoices when we return to Him.