

THE LIFE OF JESUS

“He’s Here ”

Read “He’s Here” on page 176 in the JSB with/to your child/ren. Use the questions in the conversation starters to talk with your children about the baby that was born to change the world.

*Email: nelly@kingswaychurch.ca
to request a free copy of The Jesus Storybook Bible*

Conversation Starters

- What do you think Mary thought when the angel visited her and talked to her?
- One of the names of Jesus is the Prince of Peace. What kind of place do you think a prince would be born in? What kind of bed would he lie in?
- Why do you think God had his Son born in a manger instead of a palace or a castle?
- What does the name Jesus mean?
- Why was Jesus born?

but these are written

THAT YOU MAY BELIEVE THAT

Jesus is the Christ,

THE SON OF GOD

& THAT BY BELIEVING YOU MAY

have life in his name.

JOHN 20:31



CRAFT: Cinnamon Stick Cross Tree Decoration

see (kings kids lesson video) as Melissa demonstrates how to make the cross

Materials needed: cinnamon sticks, string, jute, glue gun/glue

Directions: This craft requires a parents supervision and help.

Place a small bead of hot glue on the front and back of the middle of each stick where the cross would meet. Criss cross the string around the intersecting cinnamon sticks. Hold the string in place while the glue cools, about 1 minute. Use the jute to create a loop and glue it to the top of long cinnamon stick to turn it into an ornament. If you don't have a glue gun you can use white craft glue; but it will need a few hours to dry. Once dry, hang it on your tree.



GAME: Nativity Escape Room (ages 8 and up) see attached file

MEMORY VERSE: don't forget to practice memorizing your verse.....we will be having some fun with it in January


But these are written that you may believe that Jesus is the Christ, The Son of God and that by believing you may have life in His name.
JOHN 20:31

CHECK OUT: FOCUS ON THE FAMILY: FREE DOWNLOAD


Adventures in Odyssey Christmas fun pack: 21-page activity pack to enjoy with your kids! You'll join characters from the town of Odyssey as they go room to room at Whit's End getting everything ready for a big Christmas celebration.

Follow the story and enjoy: 7 family devotions focused on Christ's birth, printable mazes, word searches and other activities, ornaments for kids to color and recipes . It's the perfect way to kick off your holiday fun!

Nativity Color by Number



1-blue 2-brown 3-skin 4-yellow 5-orange 6-white




"Every good gift and every perfect gift is from above." (James 1:17)

for untous
a child is

born...
and his
name shall
be called
Wonderful!

Isaiah 9:6





NATIVITY

ESCAPE ROOM

PRINTABLE



AGES 8 & UP





THE NATIVITY ESCAPE ROOM

Your students are on a mission! Like most of God's unfolding story, the humble birth of our Lord was a big mystery to almost everyone at the time.

Students will be taken back to the time of Jesus to solve the mysteries of His birth by decoding the facts...so they can SEE THE LIGHT!

THIS IS A GREAT ACTIVITY TO USE AT CHRISTMAS TIME. Students will learn about stories such as the visit from the Magi, the astonishment of the shepherds, and Mary's personal journey as an instrument of God's love.

IT BEGAN ON A DARK AND MYSTERIOUS NIGHT. To discover the **LIGHT**, students will use ciphers, Morse code, cryptograms, and other puzzles.

EACH MYSTERY IS UNIQUE. Some are easy for younger children; others require guidance or wisdom from older counterparts. The codes require critical thinking to determine which secret lies behind each symbol. Each code will reveal interesting facts about the story of Jesus' birth. These exercises will keep your students captivated while competing to crack the final code.

THE FUN FOR TEACHERS AND PARENTS IS THE LACK OF PREP. This is a **PRINT & GO** activity requiring little else! Enjoy solving the codes without cutting, pasting, or troubleshooting beforehand.

THE BEST AGE RANGE FOR THE NATIVITY ESCAPE ROOM IS 8 AND UP. Younger students can still participate, but they may need some help from older students, parents, or teachers.

THE ESCAPE ROOM PACKAGE INCLUDES

- **Teacher Instructions**
- **Student Instructions**
- **4 Mysteries**
- **4 Decoders**
- **One Final Challenge**
- **Keys to the Kingdom (Prizes)**
- **Answer Key**

THE OBJECTIVE OF THE NATIVITY ESCAPE ROOM is to read and solve the 4 mysteries and complete the final challenge in the time allotted, **thereby earning a key.**



TEACHER INSTRUCTIONS

1. Students can complete the escape room alone, in partners, or teams. If you have a child younger than 8, we suggest they are paired with an older teammate.
2. Print out the 4 mysteries and final challenge for each student/team to fill in (pages 6-10).
3. Print out the 4 “decoders” (pages 12-15) and either spread them out so kids can view them as needed or hang them on the walls. Make sure they are placed where several students can congregate at once if needed.
4. Tell students they have [you decide] minutes to solve the 4 mysteries by decoding the answers, answering the multiple-choice questions, and figuring out the final 4-digit code. Between 30 and 60 minutes usually works well, depending on the age and ability of students.
5. Students can solve the mysteries in ANY order. Encourage them by saying, “If you get stuck, just move on and come back to the tricky one later.”

Note: The first time students see the codes, they may find them a bit confounding. That’s okay! Let them exercise their clue-solving skills independently for a bit before you jump in to help them.

6. Students will not be able to figure out the final code without reading through each mystery.
7. Each student who solves all mysteries can be awarded the printable “key” as a reward (page 11).
8. If time permits, review the answers to the Final Challenge to help reinforce the material.



ESCAPE ROOM INSTRUCTIONS:



SOLVE THE MYSTERIES OF THE BIRTH OF JESUS

The Bible is filled with sound wisdom, great advice...and **BIG MYSTERIES THAT NEED SOLVING!**

Here is where you come in. Today we will be solving four mysteries that have to do with THE BIRTH OF JESUS. These are found in the following places in the Bible:

- Matthew 1:18-25
- Matthew 2:1-18
- Luke 1:26-38
- Luke 2:1-20

THE 1ST MYSTERY: HOW DID THE OLD TESTAMENT PROPHETS KNOW JESUS WAS COMING?

THE 2ND MYSTERY: WHO VISITED MARY AND WHY?

THE 3RD MYSTERY: WHERE WILL A PRINCE BE BORN?

THE 4TH MYSTERY: HOW DID THE WISE MEN KNOW WHERE TO GO?

YOUR MISSION: SHED LIGHT ON THE MYSTERIES

Jesus said "YOU ARE THE LIGHT OF THE WORLD." It is our job to understand God's Word so we can defend it!


THE MYSTERIES: Mysteries #1, #2, #3, and #4, will introduce you to people, places, and events at that time and place in the Bible. Each mystery will raise a question you need to answer.

THE DECODER: Visit the decoder for each mystery and SHED YOUR LIGHT (solve the mystery)!

THE KEY: Once you have solved ALL 4 MYSTERIES using each DECODER, you must take one final step and earn the KEY. This KEY is a symbol of the KEYS TO THE KINGDOM OF HEAVEN! You must decipher the numbers needed on the 4-digit code page.

When you have SHED LIGHT on the 4 MYSTERIES and obtained the 4-digit KEY CODE, you will be given your symbolic KEY TO THE KINGDOM OF HEAVEN!

GO FORTH, SHEDDING LIGHT TO A WORLD FILLED WITH DARKNESS, OBTAINING KEYS TO THE KINGDOM!



MYSTERY #1:

HOW DID THE OLD TESTAMENT PROPHETS KNOW JESUS WAS COMING?

The prophets are whispering voices from the shadowy dark of Old Testament times. Few people understood them at the time. Even fewer listened to them. However, God had great plans. The prophets said quite a few things about Christ's coming **HUNDREDS OF YEARS LATER!** How did they do this?!

1. Around 750 BC the prophet Isaiah foretold that the Messiah would be born of a virgin birth.
2. Luke 2 tells the story of the Virgin Mary being visited by the Angel Gabriel 750 years later, who declared she would carry the Messiah. How could Isaiah have known this??
3. Around 700 BC, the prophet Micah foretold that the Messiah would be born in Bethlehem.
4. Nearly 700 years later, Mary and Joseph had to travel to Bethlehem for a census. That is where Jesus was born. How could Micah have known??
5. Around 725 BC, the prophet Hosea foretold that the Messiah would come out of Egypt.
6. Nearly 725 years later, Mary and Joseph had to run from Bethlehem to escape an evil dictator looking to kill Jesus. Where did they run to? Egypt. How could Hosea have known this??
7. The prophet Isaiah wrote that the Messiah would be called Wonderful Counselor, Mighty God, Everlasting Father, Prince of Peace.
8. In John 14:26, Jesus is called an advocate or counselor in the form of the Holy Spirit. In John 1:1, Jesus is called God. In John 10:30, Jesus announces He is one with the Everlasting Father. In John 14:27, Jesus leaves a great peace to all who believe in Him. How did Isaiah get his inside scoop??
9. There are 44 prophecies in the Old Testament that match up with the life of Jesus. Those who made these prophecies include Moses, Micah, Isaiah, King David, Daniel, Hosea, Jeremiah, Zechariah, and Malachi. Their lives were spread out over hundreds of years, and only a couple even met each other. How could they have known?

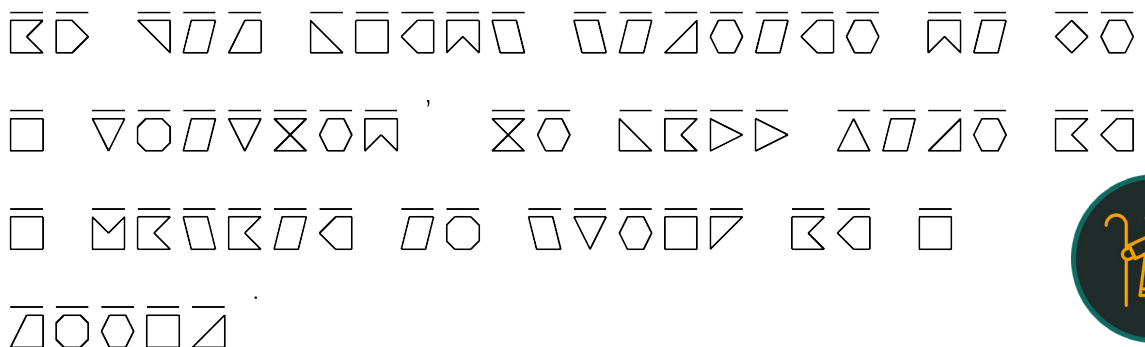
QUESTION

The prophet Hosea accurately predicted that the Messiah would spend time in this country:

- a. Iraq b. Iran c. Babylon d. Egypt

SECRET CODE

Bible Verse Focus: Numbers 12:6 explains how prophets know they are prophets, and how they know how to speak and what to say. They know because...





MYSTERY #2:

WHO VISITED MARY AND WHY?

Take yourself back to Nazareth, a working-class town in Galilee. Nazareth is dusty, dingy, and full of people working really hard for little money. The government recently increased people’s taxes, so no one is smiling. There is an older teen girl named Mary in Galilee....

1. Mary is engaged. Her fiancé’s name is Joseph.
2. An angel comes to her. He says, “Greetings, Mary! You are highly favored. The Lord is with you.”
3. Mary is really scared. The angel tells her not to be.
4. The angel said that Mary would conceive a son and call His name Jesus. The angel said Jesus will be great and would be called Son of the Most High...His kingdom would never end.
5. Mary asks a question. “How can this be since I’m a virgin?”
6. The angel tells her that the biological father will be the Holy Spirit.
7. Mary simply tells the angel that she is the Lord’s servant and may His word be fulfilled. Then the angel leaves her.
8. Joseph finds out Mary is pregnant. He thinks she did something wrong. He wants to divorce her privately.
9. Joseph sees an angel in a dream who explains that the Holy Spirit is Jesus’ Father. So Joseph marries Mary anyway.
10. This same angel that appeared to Mary also speaks to the Prophet Daniel in the Old Testament to explain some mysteries. He also speaks to John the Baptist’s father at his conception. Who is this important angel?

QUESTION

What did the angel say?

- a. Greetings! b. Don’t be scared of me c. Call your baby Jesus d. All three

SECRET CODE

Bible Verse Focus: The angel who spoke to Mary appears three times in the Bible, speaking to others as well. His name is in Luke 1:19. It is...





MYSTERY #3:

WHERE WILL A PRINCE BE BORN?

Jesus is the Son of God. He could have been born in a palace to a royal family. Instead, He was born in Bethlehem, another working class town. It was full of people, due to a census that required everyone to return to their tribal headquarters. Donkeys bray. Horses neigh. Mary is being pushed about in the crowds as she feels that it is time for her child to be born. Uh oh! NOW WHAT??

1. The inn is completely filled. The innkeeper says the young couple can stay in the barn if they're really desperate. They are!
2. Mary gives birth to her baby. She has no baby clothes, so she wraps him in rags.
3. She lays him in a farm-animal feeding trough called a manger because she has no crib or cradle.
4. Out in the fields, shepherds are watching over their sheep at night. Being a shepherd is considered a dusty and dirty job. Nobody wants it. Shepherds have to sleep outdoors with their animals.
5. An angel appears to the shepherds. They have never seen anything like this. They are petrified!
6. But the angel tells them not to be afraid. He says he comes with good news that will cause great joy for all the people. He says that today, in the town of David, a Savior has been born to them. He says they will find a baby wrapped in cloths and lying in a manger.
7. A huge choir of angels appears. They praise God and sing about His goodness.
8. The shepherds decide to go to Bethlehem and see what this is all about.
9. There, they find Mary and Joseph and the baby Jesus, just like the angel predicted.

QUESTION

Which is true?

- a. Mary had baby clothes b. Mary had a crib c. Mary was freezing cold
d. There was no room at the inn

SECRET CODE

Question: If Jesus was the Prince of Peace, why wasn't He born in a palace to royal parents?

7 3 7 V J 0 > 0 3 J 0 V < V > E N J A 0 J
 N < 3 U 6 0 U R F > N V E > N J > V 0 V E < 6 .
 U 0 3 V > N J > F > F V F 3 F 3 F > J 0 > > E
 U 0 N < 3 U 6 0 U R F 0 N F 3 .





MYSTERY #4:

HOW DID THE WISE MEN KNOW WHERE TO GO?

The Magi were considered special astronomers in the day of Jesus. They felt that the night sky displayed God's artwork, but that the stars also acted like a language. If you could read that language, you could read an outline of God's plans for mankind. They saw a very important star! Follow them across the cold desert and see where it leads...

1. The Magi start out, heading away from their hometown, which was likely where Iraq, Iran, or Saudi Arabia are today.
2. Many people traditionally think that there were three Magi, but there may have been 12—nobody knows!
3. Tradition also describes them as riding camels. However historical Magi rode beautiful horses, like stallions. It's another detail we don't know!
4. They follow the star across the cold and barren desert. Their journey may take up to three weeks. But they feel it is important.
5. As the Magi follow the star, they pass through Jerusalem. They go to King Herod's palace. They are important enough to be welcomed. They tell King Herod the stars show them the Messiah had been born. They wanted to know how to find Him so they can worship Him.
6. Herod's counselors check the Old Testament prophecy in Micah 5:2 and say the Messiah will be born in Bethlehem. He tells the Magi to report back if they find the Messiah so he can come worship the baby also.
7. The Magi proceed on. The star is still there! Still leading! They follow the star all the way to Bethlehem, where they find the baby Jesus.
8. The Magi worship Him and give Him gifts of gold, frankincense, and myrrh.
9. Warned in a dream, the Magi return home a different way because Herod is trying to play a trick on them. Herod actually wants to kill the baby so He won't grow up and take away his power.
10. Herod is so mad when he finds out the Magi deceived him, he kills all baby boys in Jerusalem under the age of two.

QUESTION

How many Magi were there?

- a. 2 b. 3 c. 12 d. nobody knows

SECRET CODE

Bible Verse Focus: Part of Isaiah 40:26 gives a clue about how the Magi knew how to read the night sky to find the Messiah's star. God's purpose with the stars is described this way:

_____ is the _____ of every
(22 43 11) (51 24 31 41 14 43 24)

_____. He brings out the starry _____
(54 14 41 24) (32 43 54 14 54)

one by one and calls forth each one by _____.
(33 41 53 31)





4-DIGIT CODE ANSWER:

FIRST NUMBER OF COMBINATION:

The Book of Numbers is mentioned in Mystery #1...Go back to the scripture reference and use this equation to find the first number in the 4-digit code: The chapter in the Book of Numbers MINUS the verse= _____

SECOND NUMBER OF COMBINATION:

The number of times the angel who spoke to Mary appears in the Bible MINUS 2= _____

THIRD NUMBER OF COMBINATION:

The number of letters in the word that means feeding trough for animals MINUS 1= _____

FOURTH NUMBER OF COMBINATION:

Chapter number, MINUS the verse number, of the passage Herod's counselors read to see where the Messiah would be born= _____

Enter the 4-digit code here to solve the Nativity Escape Room:

FINAL CHALLENGE

1. Isaiah prophesied the virgin birth in this year:

- a. 750 BC
- b. 725 BC
- c. 700 BC
- d. 675 BC

2. The first known person to prophesy about the coming Messiah is this famous Old Testament character:

- a. Adam
- b. Noah
- c. Abraham
- d. Moses

3. Joseph married Mary even though she was pregnant because an angel:

- a. appeared in a burning bush
- b. appeared in a field by night
- c. appeared in a dream

4. The name for an animal feed trough that held baby Jesus is

_____.

5. Another name for Bethlehem was used by the angels who appeared to the shepherds. They called Bethlehem:




- a. City of Light
- b. City of Angels
- c. Town of David
- d. Town of Micah

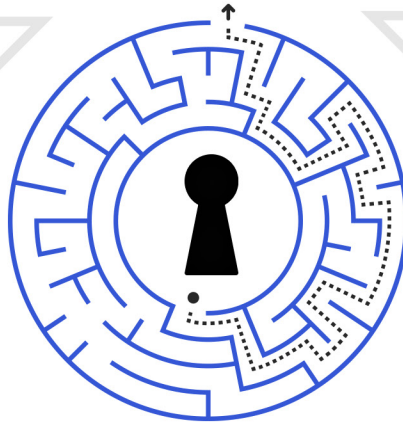
6. Herod's counselors checked a certain Bible verse to tell the Magi where the Messiah would be born. That verse is:

- a. John 3:16
- b. Revelation 22:1
- c. Micah 5:2
- d. Isaiah 53:5h

KEYS TO THE KINGDOM OF HEAVEN!

Print and cut out these keys, one for each person who solves the mysteries.





A ● ■
B ■ ● ● ●
C ■ ● ■ ●
D ■ ● ●
E ●
F ● ● ■ ●
G ■ ■ ●
H ● ● ● ●
I ● ●
J ● ■ ■ ■ ■
K ■ ● ■ ■
L ● ■ ● ●
M ■ ■
N ■ ●
O ■ ■ ■
P ● ■ ■ ■ ●
Q ■ ■ ● ■
R ● ■ ●
S ● ● ●
T ■

U ● ● ■
V ● ● ● ■
W ● ■ ■
X ■ ● ● ■
Y ■ ● ■ ■
Z ■ ■ ● ●

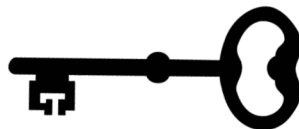
1 ● ■ ■ ■ ■
2 ● ● ■ ■ ■
3 ● ● ● ■ ■
4 ● ● ● ● ■
5 ● ● ● ● ●
6 ■ ● ● ● ●
7 ■ ■ ● ● ●
8 ■ ■ ■ ● ●
9 ■ ■ ■ ■ ●
0 ■ ■ ■ ■ ■





A	B	C	J ●	K ●	L ●
D	E	F	M ●	N ●	O ●
G	H	I	P ●	Q ●	R ●


	S		W ●	
T		U	X ●	Y ●
	V		Z ●	





	1	2	3	4	5
1	D	B	E		C
2	K		H	I/J	F
3		P	N	O	M
4	T	R		Q	S
5		Z	X	V	W





a	b	c	d	e	f	g	h	i	j	k	l	m
□	◇	△	▱	⬡	▷	▽	⊗	◻	∇	▽	▷	▴
n	o	p	q	r	s	t	u	v	w	x	y	z
◁	▯	▽	▮	○	▭	⋈	⊗	Ⓜ	▵	◁	◻	◻



ANSWERS

MYSTERY 1:

Question: The prophet Hosea accurately predicted that the Messiah would spend time in this country:

- a. Iraq b. Iran c. Babylon **d. Egypt**

Bible Verse Focus: **If God wants someone to be a prophet, He will come in a vision or speak in a dream.**

MYSTERY 2:

Question: What did the angel say?

- a. Greetings! b. Don't be scared of me c. Call your baby Jesus **d. All three**

Bible Verse Focus: **THE ANGEL GABRIEL**

MYSTERY 3:

Question: Which is true?

- a. Mary had baby clothes b. Mary had a crib c. Mary was freezing cold **d. There was no room at the inn**

Question: **God wanted Jesus to have a humble birth so that we would know that it is important to be humble like Him.**

MYSTERY 4:

Question: How many Magi were there?

- a. 2 b. 3 c. 12 **d. nobody knows**

Bible Verse Focus: **God is the creator of every star. He brings out the starry hosts one by one and calls forth each one by name.**



ANSWERS

4-DIGIT CODE ANSWER:

Enter the 4-digit code here to solve the Nativity Escape Room: **6153**

FINAL CHALLENGE:

- Isaiah prophesied the virgin birth in this year:
a. **750 BC** b. 725 BC c. 700 BC d. 675 BC
- The first known person to prophesy about the coming Messiah is this famous Old Testament character:
a. Adam b. Noah c. Abraham **d. Moses**
- Joseph married Mary even though she was pregnant because an angel:
a. appeared in a burning bush b. appeared in a field by night **c. appeared in a dream**
- The name for an animal feed trough that held baby Jesus is _____. **Manger**
- Another name for Bethlehem was used by the angels who appeared to the shepherds. They called Bethlehem:
a. City of Light b. City of Angels **c. Town of David** d. Town of Micah
- Herod's counselors checked a certain Bible verse to tell the Magi where the Messiah would be born. That verse is:
a. John 3:16 b. Revelation 22:1 **c. Micah 5:2** d. Isaiah 53:5

CIPHER HINTS

HOW TO READ A PIGPEN CIPHER (PAGE 13)

A PigPen Cipher is a substitution cipher. Each of the 26 symbols relates to a letter of the alphabet. Use the code below to see which symbol corresponds to each letter:

A=┘ B=┐ C=L D=┘ E=□ F=□ G=┘ H=┐ I=┘
 J=┘ K=┐ L=┘ M=┘ N=□ O=□ P=┘ Q=┐ R=┘
 S=┘ T=> U=< V=^ W=∨ X=> Y=< Z=^

HOW TO READ A PLYBIUS CIPHER (PAGE 14)

A Polybius Cipher assigns a grid position to each letter of the alphabet. For example "21" would represent the letter B (you move over 2 on the top, and down 1). The letter V would be "45".

How to find the missing letters on the grid: Each row contains 5 letters of the alphabet in a scrambled order. Row 1 is A-E, Row 2 is F-K, etc. Identify the missing letter in each group and fill in.